
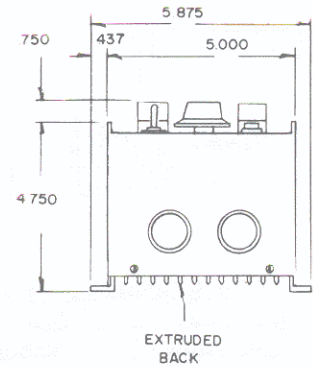
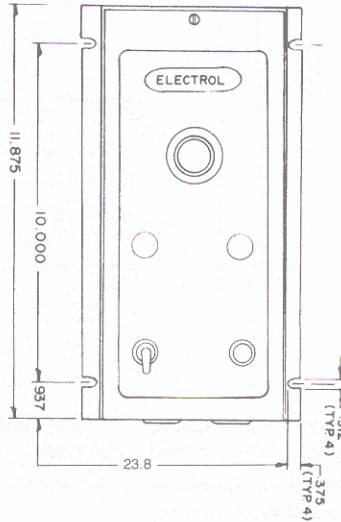


AVAILABILITY: STOCK



Rugged Single Phase Adjustable Speed **DC Motor Controller** 1/8-2 HP



100 SERIES - OPERATING VOLTAGES

POWER SOURCE (single-phase)	OUTPUT VDC	
	Armature	Field
115V, 50 or 60 Hz	0-90	100/50

Part No.	HP Rating	WEIGHT	
		Lbs.	Kg.
C-MH-C-100-E	1/8 - 1	8	3.98
C-MH-3-100-CM	1/8 - 1	6	2.98

STANDARD FEATURES

- Multiple horsepower rating
- 3 amperes (DC) continuous rating
- 2% regulation of base speed
- 50:1 speed range (constant torque)
- Transient and surge protection
- Line voltage compensation
- Fuse protection on line and motor circuits
- "On-Off" power switch
- "Power On" indicating light
- 5k ohm, .5 watt master speed potentiometer
- NEMA 1 enclosure

STANDARD ADJUSTMENTS

- Minimum speed
- Maximum speed
- IR compensation (no load to full load RPM)
- Maximum torque (current)

120 SERIES - OPERATING VOLTAGES

POWER SOURCE (single-phase)	OUTPUT VDC	
	Armature	Field
230V, 50 or 60 Hz	0-180	200/100

Part No.	HP Rating	WEIGHT	
		Lbs.	Kg.
C-MH-C-120-E	1/8 - 2	8	3.98
C-MH-3-120-CM	1/8 - 2	6	2.98

SPECIAL FEATURES

- Field proven phase design circuitry
- Control will not be damaged if shorted on the output (armature) side
- Heavy duty starting torque for "sticky" loads
- Current limit cuts off gradually for applications requiring high starting inertia
- SCRs are isolated from the AC line eliminating false firings caused by line transients
- Isolation transformer protects against brown-outs
- Optional torque control is ideal for wind-up applications

For optional features, refer to pages C-9 through C-16
For renewal parts, refer to page C-17